

Furniture facts Sweden - 2019

Source SCB/Svandata/TMF

Important key figures

The Swedish furniture industry includes 2,304 companies, of which 1,462 are one-person businesses and 842 companies have a total of 13,024 employees. The industry is characterized by small and medium sized companies with an average of 15 employees.

The total annual production of furniture in Sweden is estimated to 25 billion SEK in 2019.

As the largest industry segment Other furniture and Parts of furniture represent 45 percent of the total production. Office furniture represent 20 percent followed by Kitchen furniture - 18 percent.

The consumption of furniture was 27 billion SEK in 2019, (production minus export plus import). Retail sales of furniture were 39.7 billion SEK in 2019 and the total number of employees in retail was 13,075. Approximately 31,000 people, including industry, retail and B2B, are employed in the furniture industry and the furniture retail trade.



Number of enterprises	842
Number of employees	13 024
Employees per company	15
Annual production, billion SEK	25
Consumption, billion SEK	27
Retail sales, billion SEK	39,7

Export and import

The total export of furniture was 19,1 billion SEK in 2019. More than 75 percent of Swedish production is exported. The export share for EU and remaining Europe together was 92 percent and the most important export markets for Swedish furniture manufacturers were Norway, Denmark, Finland and Germany.

The total import of furniture was 20,8 billion SEK. 74 percent of all imported furniture came from EU and Europe and 25 percent from Asia. Poland and China are the largest import countries.

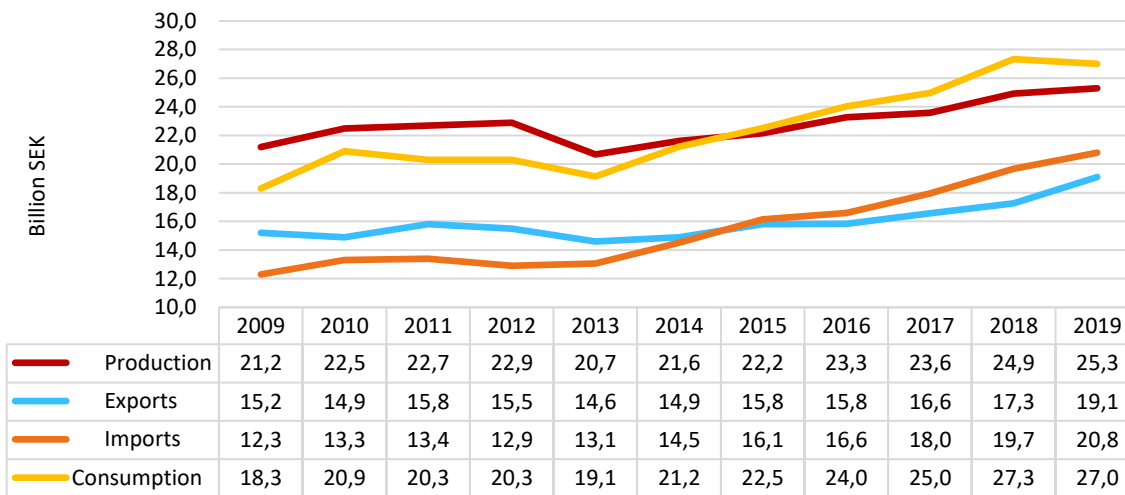


Exports, billion SEK	19,1
Export rate of production in %	75
Export share EU and Europe, %	92
Imports, billion SEK	20,8
Import share EU and Europe, %	74

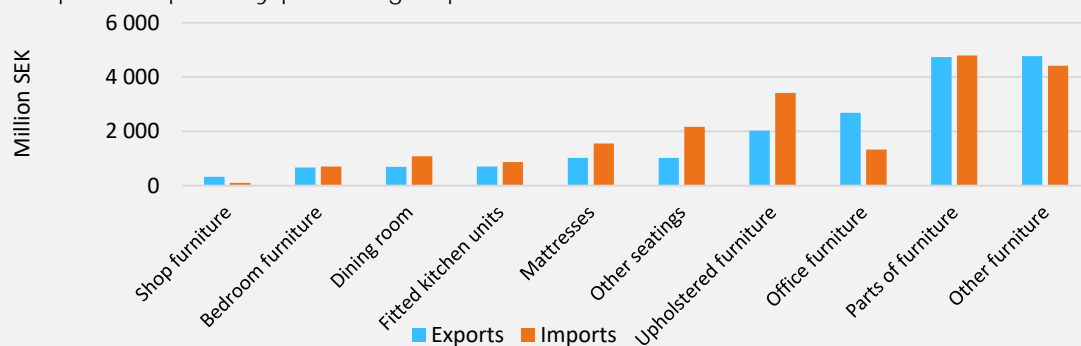
Furniture facts Sweden - 2019

Source SCB/Svandata/TMF

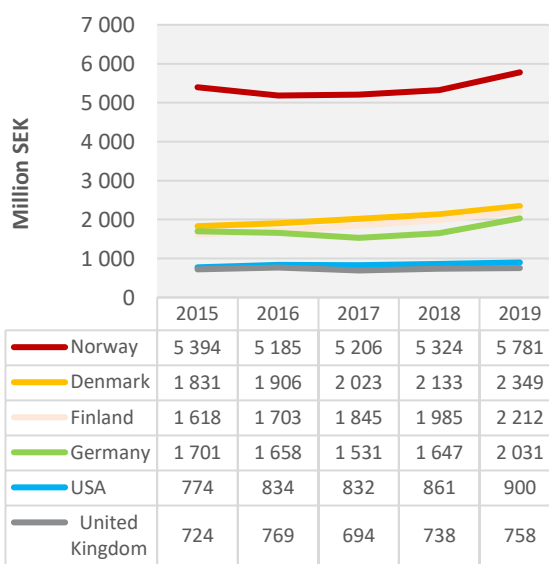
1. Swedish production, exports, imports and consumption



2. Exports/Imports by product groups



3. Exports by the largest countries



4. Imports by the largest countries

