

Furniture facts Sweden - 2020

Source SCB/Svandata/TMF

Important key figures

The Swedish furniture industry includes 2,319 companies, of which 1,531 are one-person businesses and 788 companies have a total of 12,436 employees. The industry is characterized by small and medium sized companies with an average of 16 employees.

The total annual production of furniture in Sweden is estimated to 24,5 billion SEK in 2020.

As the largest industry segment Other furniture and Parts of furniture represent 45 percent of the total production. Office furniture represent 17 percent followed by Kitchen furniture - 17 percent.

The consumption of furniture was 26 billion SEK in 2020, (production minus export plus import). Retail sales of furniture were 41,5 billion SEK in 2020 and the total number of employees in retail was 12,777. Approximately 30,000 people, including industry, retail and B2B, are employed in the furniture industry and the furniture retail trade.



Number of enterprises	788
Number of employees	12 436
Employees per company	16
Annual production, billion SEK	24,5
Consumption, billion SEK	26
Retail sales, billion SEK	41,5

Export and import

The total export of furniture was 18,4 billion SEK in 2020. 75 percent of Swedish production is exported. The export share for EU and remaining Europe together was 91 percent and the most important export markets for Swedish furniture manufacturers were Norway, Denmark, Germany and Finland.

The total import of furniture was 20,3 billion SEK. 75 percent of all imported furniture came from EU and Europe and 25 percent from Asia. Poland and China are the largest import countries.

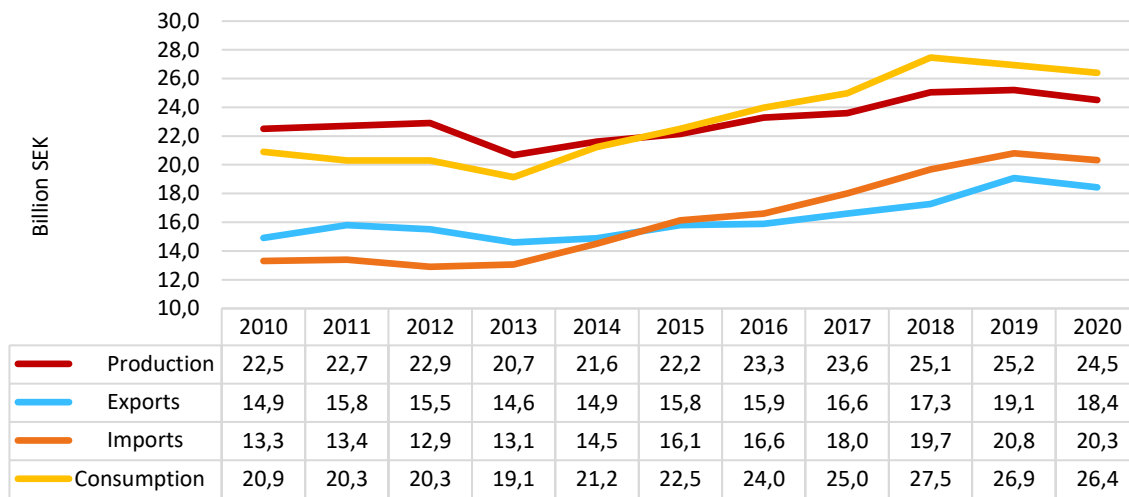


Exports, billion SEK	18,4
Export rate of production in %	75
Export share EU and Europe, %	91
Imports, billion SEK	20,3
Import share EU and Europe, %	75

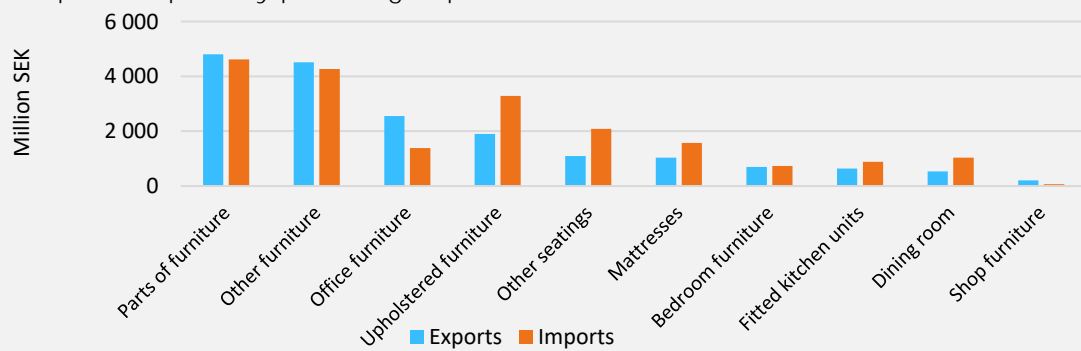
Furniture facts Sweden - 2020

Source SCB/Svandata/TMF

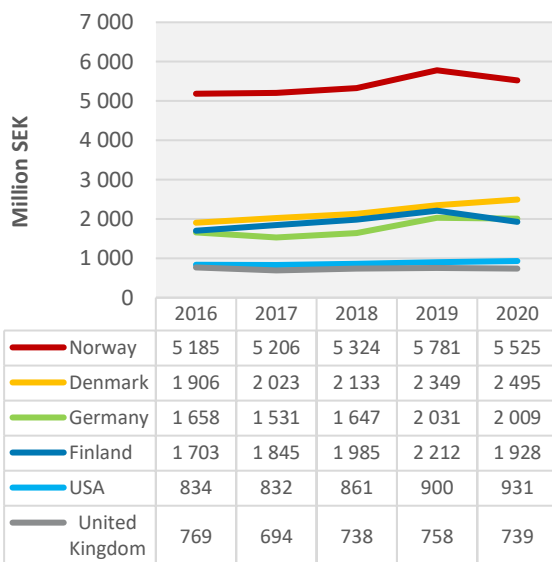
1. Swedish production, exports, imports and consumption



2. Exports/Imports by product groups



3. Exports by the largest countries



4. Imports by the largest countries

